

ApsaraDB for RDS

Product Introduction

Product Introduction

What is RDS

ApsaraDB for RDS (Relational Database Service) is a stable and reliable online database service , and it also supports elastic scaling function. Based on the Apsara distributed system and high-performance storage, RDS supports MySQL, SQL Server, and PostgreSQL engines. It provides a complete set of solutions for backup, recovery, monitoring, migration, disaster recovery, and troubleshooting database operation and maintenance.

ApsaraDB for MySQL

MySQL is the world' s most popular open source database. It is used in a variety of applications and is an important part of LAMP, a combination of open source software (Linux + Apache + MySQL + Perl/PHP/Python).

Two popular Web 2.0-era technologies that are built on MySQL-based architecture are the BBS software system Discuz, and blogging platform Wordpress. More recently, leading Internet companies including Alibaba, Facebook, and Google have all taken advantage of the flexibility of MySQL to build their mature database clusters.

Based on Alibaba' s MySQL source code branch, ApsaraDB for MySQL has proven to have excellent performance and throughput. It has withstood the massive data traffic and high number of concurrent users during many November 11 (Singles' Day) shopping festivals - the Chinese equivalent of Cyber Monday. ApsaraDB for MySQL also provides a range of advanced functions including optimized read/write splitting, data compression, and intelligent optimization.

RDS for MySQL currently supports versions 5.5, 5.6 and 5.7. For specific support details, refer to the Quick Start guide of your corresponding MySQL version.

ApsaraDB for SQL Server

SQL Server was one of the first commercial databases and is an important part of the Windows platform (IIS + .NET + SQL Server), with support for a wide range of enterprise applications. The SQL Server Management Studio software comes with a rich set of built-in graphical tools and script editors.

Powered by high-availability architecture and anytime data recovery capabilities, ApsaraDB for SQL

Server provides strong support for a variety of enterprise applications. It also covers Microsoft's licensing fee without any additional cost required.

RDS for SQL Server currently supports the 2008 R2 and 2012 versions.

ApsaraDB for PostgreSQL

PostgreSQL is the world's most advanced open source database. Originally an academic relational database management system, its full compliance with SQL specifications, and robust support for a diverse range of data formats (including JSON as well as IP and geometric data, which are not supported by most commercial databases) is what sets PostgreSQL apart.

Apsara DB for PostgreSQL supports a range of features including transactions, subqueries, Multi-Version Concurrency Control (MVCC), and data integrity verification. It also integrates a number of important functions, including high availability and backup recovery, to help mitigate your operation and maintenance burden.

RDS for PostgreSQL currently supports version 9.4.

ApsaraDB for PPAS

Postgres Plus Advanced Server (PPAS) is a stable, secure, and scalable enterprise-level relational database. Based on PostgreSQL, PPAS delivers enhanced performance, application solutions, and compatibility, and provides the ability to run Oracle applications directly. It is a reliable and cost-effective option for running a variety of enterprise applications.

ApsaraDB for PPAS incorporates a number of advanced functions including account management, resource monitoring, backup recovery, and security controls, and it continues to be updated and improved regularly.

RDS for PPAS currently supports version 9.3.

Benefits

Low-cost and streamlined deployment

Simple deployment

You can customize RDS specifications through Alibaba Cloud's official website or the API. After the order is confirmed, RDS generates the specified instance instantly.

RDS can work with ECS to reduce the application response time and save on public traffic fees.

On-demand upgrades

Initially, you can purchase an RDS instance that meets the existing business requirements. When requirements on the database and data storage capacity change, you can flexibly adjust the instance specifications without any interruptions to the service.

Effortless migration

RDS is used similarly to the native database engine, meaning that pre-existing knowledge and skills can transfer over to RDS management. Data can be migrated to RDS using the commercial off-the-shelf data import and export tools with minimal labor required.

Ease of management

Alibaba Cloud is responsible for ensuring the normal operation of RDS through routine maintenance and management, such as hardware/software fault processing and database update patches. As a user, you can independently perform database addition, deletion, restart, backup, recovery and other management operations through the Alibaba Cloud console.

High performance

Parameter optimization

Alibaba Cloud has accumulated years of experience in production and optimization by gathering key opinions from top database experts in China and aggregating performance data on all the RDS instances. DBA continuously manages RDS over its lifecycle to ensure that RDS is running at optimal performance.

SQL optimization

Based on your application scenario, RDS will lock low-efficiency SQL statements and provide recommendations for optimizing your business code.

High-end backend hardware

All servers used by RDS have undergone multiple levels of service verification by multiple parties to ensure the exceptional performance and stability.

High security

Anti-DDoS attack

Notice: It is recommended that RDS instances are accessed over the Intranet in order to avoid DDoS attacks.

When Internet connection is used to access RDS instances, a risk of DDoS attacks occurring on the network is possible. If this occurs, the RDS security system initiates flow cleaning. If the attack reaches the black hole threshold or the flow cleaning operation fails, black hole processing will be triggered.

The following describes how flow cleaning and black hole processing work and when they are triggered:

Flow cleaning:

This applies only to inbound traffic from the Internet. During this process, the RDS instance can be normally accessed. Flow cleaning is triggered if a single ApsaraDB instance meets any of the following conditions:

Package Per Second (PPS) reaches 30,000.

Bits Per Second (BPS) reaches 180 Mbps.

The number of concurrent connections created per second reaches 10,000.

The number of concurrent active connections reaches 10,000.

The number of concurrent inactive connections reaches 10,000.

The system automatically triggers and terminates flow cleaning.

Black hole processing:

This only applies to inbound traffic from the Internet. Black hole processing ensures security of the overall RDS service by blocking malicious attacks. During this process, RDS instances and their services cannot be accessed from the Internet. Black hole processing will trigger if the following conditions are met:

BPS reaches 2 Gbps.

Flow cleaning is ineffective.

The black hole will be removed automatically after 2.5 hours.

Access control policy

You can define the IP addresses that are allowed to access RDS. IP addresses that have not been specified will be denied access.

Each account can only view and operate its own database.

System security

RDS is protected by multiple firewall layers that can effectively block a variety of malicious attacks and ensure data security.

Direct login to the RDS server is not allowed. Only the port required by the specific database service is open.

The RDS server cannot initiate an external connection. It can only accept access requests.

Professional support team

Aliyun's security team provide rapid security technology support for RDS.

High reliability

Hot standby

RDS uses hot standby, so if a physical server fails, the service is switched over in seconds without

interruptions to application services.

Multi-copy redundancy

The data on the RDS server is stored on RAID, and backed up on OSS.

Data backup

RDS provides an automatic backup mechanism. You can set a backup schedule or initiate a temporary backup at any time.

Data recovery

Data can be recovered from a backup. Generally, data can be recovered within 7 days to a temporary RDS instance. After the data is verified, the data can be migrated back to the master RDS instance.

System architecture

Data link service

ApsaraDB provides all of the data link services, including DNS, SLB, and Proxy. Since RDS uses the NativeDB Engine, and database operations are highly similar across engines, there is essentially no learning curve for users who are familiar with these data link services.

DNS

The DNS module supports the dynamic resolution of domain names to IP addresses, to prevent IP address changes from affecting the performance of ApsaraDB instances. After its domain name has been configured in the connection pool, an ApsaraDB instance can continue to be accessed even if the corresponding IP address changes.

For example, the domain name of an ApsaraDB instance is test.rds.aliyun.com, and the IP address corresponding to this domain name is 10.10.10.1. If either test.rds.aliyun.com or 10.10.10.1 is configured in the connection pool of a program, the instance can be accessed.

After performing a zone migration or version upgrade for this ApsaraDB instance, the IP address may change to 10.10.10.2. If the domain name configured in the connection pool is test.rds.aliyun.com,

the instance can still be accessed. However, if the IP address configured in the connection pool is 10.10.10.1, the instance will no longer be accessible.

SLB

The SLB module provides instance IP addresses (including both intranet and Internet IP addresses) to prevent physical server changes from affecting the performance of RDS instances.

For example, the intranet IP address of an RDS instance is 10.1.1.1, and the corresponding Proxy or DB Engine runs on 192.168.0.1. Normally, the SLB module redirects all traffic destined for 10.1.1.1 to 192.168.0.1. If 192.168.0.1 fails, another address in hot standby status, 192.168.0.2, takes over for 192.168.0.1. In this case, the SLB module will redirect all traffic destined for 10.1.1.1 to 192.168.0.2, and the RDS instance will continue to provide its services normally.

Proxy

The Proxy module performs a number of functions including data routing, traffic detection, and session holding.

Data routing: This supports distributed complex query aggregation for big data and provides the corresponding capacity management.

Traffic detection: This reduces SQL injection risks and supports SQL log backtracking when necessary.

Session holding: This prevents database connection interruptions if any faults occur.

DB engine

RDS fully supports mainstream database protocols, as details in the following table:

Database Type	Version
MySQL	5.1 (Deprecated), 5.5, 5.6, 5.7
SQL Server	2008 R2, 2012
PostgreSQL	9.4
PPAS	9.3, highly compatible with Oracle

High-availability service

The high-availability service consists of several modules including the Detection, Repair, and Notification modules. In combination, these modules guarantee the availability of the data link services and process any internal database exceptions.

In addition, RDS can improve the performance of its high-availability service by migrating to a region that supports multiple zones and by adopting the appropriate high-availability policies.

Detection

The Detection module checks whether the master and slave nodes of the DB Engine are providing their services normally. The HA node uses heartbeat information, acquired at an interval of 8 to 10 seconds, to determine the health status of the master node. This information, combined with the health status of the slave node and heartbeat information from other HA nodes, allows the Detection module to eliminate any risk of misjudgment caused by exceptions such as network jitter. As a result, switchover can be completed within 30 seconds.

Repair

The Repair module maintains the replication relationship between the master and slave nodes of the DB Engine. It can also repair any errors that may occur on either node, such as:

- Automatic restoration of master/slave replication in case of disconnection.

- Automatic repair of table-level damage to the master or slave nodes.

- On-site saving and automatic repair if the master or slave nodes crash.

Notification

The Notification module informs the SLB or Proxy of status changes to the master and slave nodes to ensure that you can continue to access the correct node.

For example, the Detection module discovers that the master node has an exception and instructs the Repair module to fix it. If the Repair module fails to resolve the problem, it directs the Notification module to initiate traffic switching. The Notification module then forwards the switching request to the SLB or Proxy, which begins to redirect all traffic to the slave node. At the same time, the Repair module creates a new slave node on another physical server and synchronizes this change back to the Detection module. The Detection module then incorporates this new information and starts to recheck the health status of the instance.

Multi-zone

Multi-zone refers to the physical area that is formed by combining multiple individual zones within the same region. Multi-zone RDS instances can withstand higher level disasters than single-zone instances. For example, a single-zone RDS instance can withstand server and rack failures, while a multi-zone RDS instance can survive a situation such as failure of an entire equipment room.

There is currently no extra charge for multi-zone RDS instances. Users in a region where multi-zone has been enabled can purchase multi-zone RDS instances directly or convert single-zone RDS instances into multi-zone RDS instances by using inter-zone migration.

Note: Multiple zones may have a certain amount of network latency. As a result, when a multi-zone RDS instance uses a semi-synchronous data replication solution, its response time to any individual update may be longer than that of a single-zone instance. In this case, the best way to improve overall throughput is to increase concurrency.

High-availability policy

The high-availability policies use a combination of service priorities and data replication modes to meet the needs of your business.

There are two service priorities:

RTO (Recovery Time Objective) priority: The database must restore services as soon as possible within a specified time frame. This is best for users who require their databases to provide uninterrupted online service.

RPO (Recovery Point Objective) priority: The database must restore services with as little data loss as possible. This is best for users whose highest priority is data consistency.

There are three data replication modes:

Asynchronous replication (Async)

In this mode, the master node does not immediately synchronize data to the slave node. When an application initiates an update request, which may include add, delete, or modify operations, the master node responds to the application immediately after completing the operation but does not necessarily replicate that data to the slave node right away. This means that the operation of the primary database is not affected if the slave node is unavailable, but it does make it possible for data inconsistencies to occur between the master and slave nodes.

Forced synchronous replication (Sync)

In this mode, the master node synchronizes all data to the slave node at all times. When an application initiates an update request, which may include add, delete, or modify operations, the master node replicates the data to the slave node immediately after completing the operation and waits for the slave node to return a success message before it responds to the application. This means that the operation of the master node will be affected if the slave node is unavailable, but the data on the master and slave nodes will always be consistent.

Semi-synchronous replication (Semi-Sync)

This functions as a hybrid of the two preceding replication modes. In this mode, as long as both nodes are functioning normally, data replication is identical to the forced synchronous replication mode. However, when there is an exception, such as the slave node becoming unavailable or a network exception occurring between the two nodes, the master node will only attempt to replicate data to the slave node and suspend its response to the application for a set period of time. Once the replication mode has timed out, the master node will degrade to asynchronous replication. At this point, if the master node becomes unavailable and the application updates its data from the slave node, it will not be consistent with the data on the master node. When data replication between the two nodes returns to normal, because the slave node or network connection is recovered, forced synchronous replication is reinstated. The amount of time it takes for the nodes to return to forced synchronous replication depends on how the semi-synchronous replication mode was implemented. For instance, ApsaraDB for MySQL 5.5 is different from ApsaraDB for MySQL 5.6 in this regard.

Several combinations of service priorities and data replication modes are available in order to meet your database and business needs. The characteristics of key combinations are detailed in the following table:

Cloud Data Engine	Service Priority	Data Replication Mode	Combination Characteristics
MySQL 5.1	RPO	Async	If the master node fails, the slave node will switch over after applying all of the relay logs. If the slave node fails, application operations on the master node are not affected. The data on the master node will be synchronized after the slave node recovers.
MySQL 5.5	RPO	Async	If the master node fails, the slave node will switch over after

			<p>applying all of the relay logs.</p> <p>If the slave node fails, application operations on the master node are not affected. The data on the master node will be synchronized after the slave node recovers.</p>
MySQL 5.5	RTO	Semi-Sync	<p>If the master node fails and data replication has not degraded, RDS will immediately trigger the switchover and direct traffic to the slave node because data consistency has been guaranteed.</p> <p>If the slave node fails, application operations on the master node will time out, and data replication will degrade to asynchronous replication. After the slave node recovers and the data on the master node is synchronized completely, data replication will return to forced synchronization.</p> <p>If the master node fails while the two nodes have inconsistent data and the data replication mode has degraded to asynchronous replication, the slave node will switch over after applying all of the relay logs.</p>
MySQL 5.6	RPO	ASync	<p>If the master node fails, the slave node will switch over after applying all of the relay logs.</p> <p>If the slave node fails, application</p>

			operations on the master node are not affected. The data on the master node will be synchronized after the slave node recovers.
MySQL 5.6	RTO	Semi-Sync	<p>If the master node fails and data replication has not degraded, RDS will immediately trigger the switchover and direct traffic to the slave node because data consistency has been guaranteed.</p> <p>If the slave node fails, application operations on the master node will time out, and data replication will degrade to asynchronous replication. After the slave node recovers and the data on the master node is synchronized completely, data replication will return to forced synchronization.</p> <p>If the master node fails while the two nodes have inconsistent data and the data replication mode has degraded to asynchronous replication, the slave node will switch over after applying all of the relay logs.</p>
MySQL 5.6	RPO	Semi-Sync	<p>If the master node fails and data replication has not degraded, RDS will immediately trigger the switchover and direct traffic to the slave node because data consistency has been guaranteed.</p> <p>If the slave node</p>

			<p>fails, application operations on the master node will time out, and data replication will degrade to asynchronous replication. When the slave node can obtain information from the master node again, because the slave node or network connection recovers, data replication will return to forced synchronization. If the master node fails while the two nodes have inconsistent data and the data difference on the slave node cannot be reconciled completely, you can obtain the time of the slave node through the API. Then you can decide when to switchover and which method you plan to use to reconcile the data.</p>
MySQL 5.7	X	X	This engine does not currently support policy adjustments.
SQL Server 2008 R2	X	X	This engine does not currently support policy adjustments.
SQL Server 2012	X	X	This engine does not currently support policy adjustments.
PostgreSQL	X	X	This engine does not currently support policy adjustments.
PPAS	X	X	This engine does not currently support policy adjustments.

Backup recovery service

This service supports the offline backup, dumping, and recovery of data.

Backup

The Backup module compresses and uploads the data and logs on both the master and slave nodes.

RDS uploads this data to OSS by default, but the backup files can also be dumped to a cheaper and more persistent Archive Storage. Normally, backup is initiated on the slave node so as not to affect the performance of the master node. However, if the slave node is unavailable or damaged, the Backup module will initiate backup on the master node.

Recovery

The Recovery module recovers a backup file stored on OSS to the target node.

Master node roll-back: This can be used to restore a node to the state that it was in at a specific point in time.

Slave node repair: Automatically creates a new slave node to reduce risks when an irreparable fault occurs to the slave node.

Read-only instance creation: This creates a read-only instance from a backup.

Storage

The Storage module is responsible for uploading, dumping, and downloading backup files.

Currently all backup data is uploaded to OSS for storage, and users can obtain temporary links to download their data as needed. The Storage module also supports dumping backup files from OSS to an Archive Storage for cheaper and steady offline storage.

Monitoring service

ApsaraDB provides multilevel monitoring services across the physical, network, and application layers to ensure business availability.

Service

The Service module tracks service-level statuses. It monitors whether the SLB, OSS, Archive Storage, Log Service, and other cloud products on which RDS depends are normal, including their functionality and response time. It also uses logs to determine whether the internal RDS services are operating normally.

Network

The Network module tracks statuses at the network layer. It monitors the connectivity between ECS and RDS and between physical RDS servers, as well as the rates of packet loss on the router and switch.

OS

The OS module tracks statuses at the hardware and OS kernel layer, including:

Hardware overhaul: Constantly checks the operational status of the CPU, memory, main board, and storage, pre-judges whether a fault will occur, and automatically submits a repair report in advance.

OS kernel monitoring: Tracks all database calls and uses kernel statuses to analyze the reasons for slowdowns or call errors.

Instance

The Instance module collects RDS instance-level information, including:

Available instance information.

Instance capacity and performance indicators.

Instance SQL execution records.

Scheduling service

The scheduling service consists of a Resource module and a Version module. It mainly implements resource allocation and instance version management.

Resource

The Resource module allocates and integrates the underlying RDS resources. For example, when you create an instance through the RDS console or API, the Resource module will determine which physical server is best suited to carry traffic. This module also allocates and integrates the underlying resources required for the inter-zone migration of RDS instances. After lengthy instance creation, deletion, and migration operations, the Resource module calculates the degree of resource fragmentation in a zone and initiates resource integration regularly to improve the service carrying capacity of the zone.

Version

The Version module is applicable to version upgrades of RDS instances. For example:

MySQL major version upgrade: Upgrading MySQL 5.1 to MySQL 5.5, MySQL 5.5 to MySQL 5.6, and so on.

MySQL minor version upgrade: Fixing a bug in the MySQL source code.

Migration service

The migration service can migrate data from a local database to ApsaraDB, or migrate an ApsaraDB instance to another instance. ApsaraDB includes a Data Transfer Service (DTS) tool to facilitate quick database migration.

DTS is a cloud data transfer service for efficient instance migration in local databases, as well as between RDS instances. For more information about DTS, see [DTS product overview](#).

DTS provides three migration modes: structural migration, full migration and incremental migration:

Structural migration: DTS migrates the structural definitions of migration objects to the target instance. Currently, this mode can migrate tables, views, triggers, stored procedures, and stored functions.

Full migration: DTS migrates all existing data in the source database migration objects to the target instance.

Note: To ensure data consistency, non-transaction tables that do not have a Primary Key will be locked during full migration. Locked tables cannot be written to, and the duration of the lock depends on the volume of data in a table. The locks are released

only after the non-transaction tables without a Primary Key have been fully migrated.

Incremental migration: DTS synchronizes data changes made in the migration process to the target instance.

Note: If a DDL operation is performed during data migration, structural changes will not be synchronized to the target instance.

Product series

Currently, RDS instances are divided into three series: Basic Edition, High-Availability Edition and Finance Edition. Different series support different engine types and instance types. See [Instance type list](#) for instance type details.

Brief introductions

Series	Introduction	Use cases
Basic Edition	It uses the storage-computing isolated architecture and a single computing node, which realizes super high cost effectiveness.	<ul style="list-style-type: none">- Personal learning.- Development and testing environments for micro websites and small and medium-sized enterprises.
High-Availability Edition	It uses the classic high-availability architecture with one master node and one slave node. The local SSD storage provides the best and balanced performance.	<ul style="list-style-type: none">- Production databases of large enterprises.- Applications for the industries of Internet, Internet of things (IoT), retail e-commerce sales, logistics, game,

		and so on.
Finance Edition	It uses the three-node architecture with one master node and two slave nodes. This architecture guarantees strong data consistency through synchronizing multiple log copies and provides financial-level data reliability and cross-IDC disaster tolerance.	Core databases with extremely high data security requirements in the financial, securities, insurance and other industries.

Feature differences

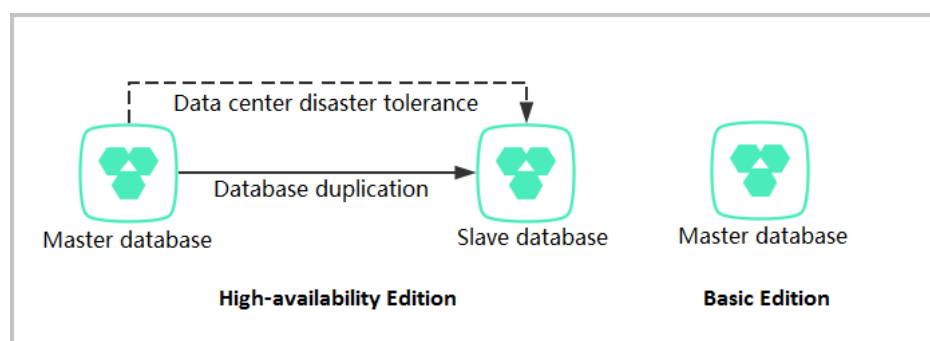
Feature	Basic Edition	High-Availability Edition	Finance Edition
Engine	<ul style="list-style-type: none"> - MySQL 5.7 - SQL Server 2012 - SQL Server 2016 	<ul style="list-style-type: none"> - MySQL 5.5/5.6 - SQL Server 2008 R2 - PostgreSQL 9.4 - PPAS 9.3 	MySQL 5.6
Number of nodes	1	2	≥3
Type configuration	Maximum 32-core 128 GB/2 TB	Maximum 60-core 470 GB/3 TB	Maximum 60-core 470 GB/3 TB
Monitoring and alert	Supported	Supported	Supported
IP whitelist	Supported	Supported	Supported
Backup and recovery	Supported	Supported	Supported
Parameter settings	Supported	Supported	Supported
SSL and TDE	Not supported	Supported	Supported
Log management	Not supported	Supported	Supported
Performance optimization	Not supported	Supported	Supported
Read-only instance (Additional instances required)	Not supported	Supported only in MySQL 5.6	Supported
Read/write splitting	Not supported	Supported only in MySQL 5.6	Supported
Built-in read/write splitting	Not supported	Not supported	Supported (Phase II)

SQL auditing	Not supported	Supported (Additional payment required)	Supported (For free)
High-frequency monitoring	Not supported	Supported (Additional payment required)	Supported (For free)

Basic Edition

General introduction

The Basic Edition is a new series of ApsaraDB for RDS, of which the architecture is deployed on a single database node. Compared with the mainstream master/slave High-availability Edition, the Basic Edition contains only one node and has no slave node for fault recovery. Currently, both MySQL and SQL Server support this new series. The following picture shows the architecture of the Basic Edition and High-availability Edition.



The slave database in the High-availability Edition is used only for failover but does not provide services, and the database duplication adds performance cost to the master database. From this aspect, the Basic Edition is not inferior but superior to the High-availability Edition in terms of performance.

The Basic Edition of RDS uses the underlying data distributed storage layer to ensure the stability of multiple replicas, that is, the fault in or damage to one physical node does not result in data loss. Besides, the costs can be greatly saved by reducing one database node, making the price of the Basic Edition half of the High-availability Edition.

Restrictions

Compared with the High-availability Edition, the Basic Edition does not support the following functions:

- Master/slave switchover

- Zone switch
- Safe connection mode
- Log management
- Performance diagnosis
- Read-only instances
- Disaster tolerance instances
- Time-point-based recovery (under development)

Since there is only one database node, when the node fails, it takes longer to recover the node. Therefore, the High-availability Edition is recommended for sensitive businesses that have higher requirements on database availability.

Series supported by RDS

Database engine	Version	Supported series
MySQL	5.5	High-availability Edition
	5.6	High-availability Edition
	5.7	Basic Edition
SQL Server	2008 R2	High-availability Edition
	2012	Basic Edition
PostgreSQL	9.4	High-availability Edition
PPAS	9.3	High-availability Edition

Instance type

Instance type list

RDS for MySQL

Series	Version	Type	Type Code	CPU/Memory	Maximum Number of Connections	Maximum IOPS	Storage size
--------	---------	------	-----------	------------	-------------------------------	--------------	--------------

Basic Edition	Supports version 5.7	Common Instance	mysql.n1.micro.1	1 C 1 GB	2000	IOPS= min{30* Storage size, 20000}	20 GB - 1 TB
			mysql.n2.small.1	1 C 2 GB	2000		
			mysql.n2.medium.1	2 C 4 GB	4000		
			mysql.n4.medium.1	2 C 8 GB	6000		20 GB - 1 TB
			mysql.n4.large.1	4 C 16 GB	8000		
			mysql.n4.xlarge.1	8 C 32 GB	10000		
			mysql.n4.2xlarge.1	16 C 64 GB	15000		
			mysql.n4.4xlarge.1	32 C 128 GB	20000		
			mysql.n8.4xlarge.1	32 C 256 GB	64000		
			mysql.n4.8xlarge.1	56 C 224 GB	64000		
			mysql.n8.8xlarge.1	56 C 480 GB	64000		
High-Availability Edition	Supports version 5.5/5.6	Common Instance	rds.mysql.t1.small	1 C 1 GB	300	600	5 GB - 2 TB
			rds.mysql.s1.small	1 C 2 GB	600	1000	
			rds.mysql.s2.large	2 C 4 GB	1200	2000	
			rds.mysql.s2.xlarge	2 C 8 GB	2000	4000	
			rds.mysql.s3.large	4 C 8 GB	2000	5000	

			ge				
			rds.mysql.m1.medium	4 C 16 GB	4000	7000	
			rds.mysql.c1.large	8 C 16 GB	4000	8000	
			rds.mysql.c1.xlarge	8 C 32 GB	8000	12000	
			rds.mysql.c2.xlarge	16 C 64 GB	16000	14000	
			rds.mysql.c2.xlp2	16 C 96 GB	24000	16000	
		Dedicated Instance (High Memory)	mysql.x8.medium.2	2 C 16 GB	2500	4500	250 GB
			mysql.x8.large.2	4 C 32 GB	5000	9000	500 GB
			mysql.x8.xlarge.2	8 C 64 GB	10000	18000	1000 GB
			mysql.x8.2xlarge.2	16 C 128 GB	20000	36000	2000GB
		Dedicated Instance (High CPU)	mysql.x4.large.2	4 C 16 GB	2500	4500	250 GB or 500 GB
			mysql.x4.xlarge.2	8 C 32 GB	5000	9000	500 GB or 1 TB
			mysql.x4.2xlarge.2	16 C 64 GB	10000	18000	1000 GB or 2 TB
			mysql.x4.4xlarge.2	32 C 128 GB	20000	36000	2000 GB or 3 TB
		Dedicated Host	rds.mysql.st.d13	30 C 220 GB	64000	20000	3 TB
			rds.mysql.st.h43	60 C 470 GB	100000	50000	3 TB

Finance Edition (Old name: Enterprise Multi-node Edition)	Supports version 5.6	Dedicated Instance (High CPU)	mysql.x4.large.3	4 C 16 GB	2500	4500	250 GB or 500 GB
			mysql.x4.xlarge.3	8 C 32 GB	5000	9000	500 GB or 1 TB
			mysql.x4.2xlarge.e.3	16 C 64 GB	10000	18000	1000 GB or 2 TB
			mysql.x4.4xlarge.e.3	32 C 128 GB	20000	36000	2000 GB or 3 TB
		Dedicated Instance (High Memory)	mysql.x8.medium.3	2 C 16 GB	2500	4500	250 GB
			mysql.x8.large.3	4 C 32 GB	5000	9000	500 GB
			mysql.x8.xlarge.3	8 C 64 GB	10000	18000	1000 GB
			mysql.x8.2xlarge.e.3	16 C 128 GB	20000	36000	2000 GB
			mysql.x8.4xlarge.e.3	32 C 256 GB	40000	72000	3000 GB
		Dedicated Host	mysql.st.xlarge.3	60 C 470 GB	100000	120000	3000 GB
Read-only instance	Supports version 5.6	Common Instance	rds.mysql.t1.small	1 C 1 GB	300	600	5 GB - 2 TB
			rds.mysql.s1.small	1 C 2 GB	600	1000	
			rds.mysql.s2.large	2 C 4 GB	1200	2000	
			rds.mysql.s2.xlarge	2 C 8 GB	2000	4000	
			rds.mysql.s3.large	4 C 8 GB	2000	5000	
			rds.mysql.m1.m	4 C 16 GB	4000	7000	

			edium				
			rds.mys ql.c1.lar ge	8 C 16 GB	4000	8000	
			rds.mys ql.c1.xla rge	8 C 32 GB	8000	12000	
			rds.mys ql.c2.xla rge	16 C 64 GB	16000	14000	
			rds.mys ql.c2.xlp 2	16 C 96 GB	24000	16000	
		Dedicat ed Instanc e (High Memor y)	mysqlro .x8.med ium.1	2 C 16 GB	2500	4500	250 GB
			mysqlro .x8.larg e.1	4 C 32 GB	5000	9000	500 GB
			mysqlro .x8.xlarg e.1	8 C 64 GB	10000	18000	1000 GB
			mysqlro .x8.2xlar ge.1	16 C 128 GB	20000	36000	2000 GB
		Dedicat ed Instanc e (High CPU)	mysqlro .x4.larg e.1	4 C 16 GB	2500	4500	250 GB or 500 GB
			mysqlro .x4.xlarg e.1	8C 32GB	5000	9000	500 GB or 1 TB
			mysqlro .x4.2xlar ge.1	16 C 64 GB	10000	18000	1000 GB or 2 TB
			mysqlro .x4.4xlar ge.1	32C 128GB	20000	36000	2000 GB or 3 TB
		Dedicat ed Host	rds.mys ql.st.d1 3	30 C 220 GB	64000	20000	3 TB

RDS for SQL Server

Series	Version	Type	Type Code	CPU/M emory	Maximu m Numbe	Maximu m IOPS	Storage size
--------	---------	------	-----------	----------------	-------------------	------------------	-----------------

					r of Connec tions		
Basic Edition	Support s version 2012 EE (Previous 2012)	Commo n Instanc e	rds.mss ql.s2.lar ge	2 C 4 GB	Not limited	IOPS= min{30S torage size, 20000}	20 GB - 2 TB
			rds.mss ql.s2.xla rge	2 C 8 GB			
			rds.mss ql.s3.lar ge	4 C 8 GB			
			rds.mss ql.m1.m edium	4 C 16 GB			
			rds.mss ql.c1.lar ge	8 C 16 GB			
			rds.mss ql.c1.xla rge	8 C 32 GB			
			rds.mss ql.c2.xla rge	16 C 64 GB			
	Support s version 2012 Web and 2016 Web	Dedicat ed Instanc e	mssql.x 2.mediu m.w1	2 C 4 GB	Not limited	IOPS= min{30S torage size, 20000}	20 GB or 2 TB
			mssql.x 2.large. w1	4 C 8 GB			
			mssql.x 2.xlarge .w1	8 C 16 GB			
			mssql.x 2.2xlarg e.w1	16 C 32 GB			
			mssql.x 4.mediu m.w1	2 C 8 GB			
			mssql.x 4.large. w1	4 C 16 GB			
			mssql.x 4.xlarge .w1	8 C 32 GB			
			mssql.x 4.2xlarg	16 C 64 GB			

			e.w1				
High-Availability Edition	Supports version 2008R2	Common Instance	rds.mssql.s1.small	1 C 2 GB	600	1000	10 GB - 2 TB
			rds.mssql.s2.large	2 C 4 GB	1200	2000	
			rds.mssql.s2.xlarge	2 C 8 GB	2000	4000	
			rds.mssql.s3.large	4 C 8 GB	2000	5000	
			rds.mssql.m1.medium	4 C 16 GB	4000	7000	
			rds.mssql.c1.large	8 C 16 GB	4000	8000	
			rds.mssql.c1.xlarge	8 C 32 GB	8000	12000	
			rds.mssql.c2.xlarge	16 C 64 GB	16000	14000	
			rds.mssql.c2.xlp2	16 C 96 GB	24000	16000	
		Dedicated Instance	mssql.x8.medium.2	2 C 16 GB	2500	4500	250 GB
			mssql.x8.large.2	4 C 32 GB	5000	9000	500 GB
			mssql.x8.xlarge.2	8 C 64 GB	10000	18000	1000 GB
			mssql.x8.2xlarge.2	16 C 128 GB	20000	36000	2000 GB
		Dedicated Host	rds.mssql.st.d13	30 C 220 GB	64000	20000	2 TB
			rds.mssql.st.h43	60 C 470 GB	100000	50000	2 TB

RDS for PostgreSQL

Series	Version	Type	Type Code	CPU/Memory	Maximum Number of Connections	Maximum IOPS	Storage size
High-Availability Edition	Supports version 9.4	Common Instance	rds.pg.t1.small	1 C 1 GB	100	600	5 GB - 2 TB
			rds.pg.s1.small	1 C 2 GB	200	1000	
			rds.pg.s2.large	2 C 4 GB	400	2000	
			rds.pg.s3.large	4 C 8 GB	800	5000	
			rds.pg.c1.large	8 C 16 GB	1500	8000	
			rds.pg.c1.xlarge	8 C 32 GB	2000	12000	
			rds.pg.c2.xlarge	16 C 64 GB	2000	14000	
		Dedicated Instance (High Memory)	pg.x8.medium.2	2 C 16 GB	2500	4500	250 GB
			pg.x8.large.2	4 C 32 GB	5000	9000	500 GB
			pg.x8.xlarge.2	8 C 64 GB	10000	18000	1000 GB
			pg.x8.2.xlarge.2	16 C 128 GB	12000	36000	2000 GB
		Dedicated Instance (High CPU)	pg.x4.large.2	4 C 16 GB	2500	4500	250 GB or 500 GB
			pg.x4.xlarge.2	8 C 32 GB	5000	9000	500 GB or 1 TB
			pg.x4.2.xlarge.2	16 C 64 GB	10000	18000	1000 GB or 2 TB
			pg.x4.4.xlarge.2	32 C 128 GB	12000	36000	2000 GB or 3 TB
		Dedicated Host	rds.pg.s.t.d13	30 C 220 GB	4000	20000	3 TB
			rds.pg.s	60 C	4000	50000	3 TB

			t.h43	470 GB			
--	--	--	-------	--------	--	--	--

RDS for PPAS

Series	Version	Type	Type Code	CPU/Memory	Maximum Number of Connections	Maximum IOPS	Storage size
High-Availability Edition	Supports version 9.3	Common Instance	rds.ppas.t1.small	1 C 1 GB	100	600	5 GB - 2 TB
			rds.ppas.s1.small	1 C 2 GB	200	1000	
			rds.ppas.s2.large	2 C 4 GB	400	2000	
			rds.ppas.s3.large	4 C 8 GB	800	5000	
			rds.ppas.m1.medium	4 C 16 GB	1500	8000	
			rds.ppas.c1.xlarge	8 C 32 GB	2000	12000	
			rds.ppas.c2.xlarge	16 C 64 GB	2000	14000	
		Dedicated Instance	ppas.x8.medium.2	2 C 16 GB	2500	4500	250 GB
			ppas.x8.large.2	4 C 32 GB	5000	9000	500 GB
			ppas.x8.xlarge.2	8 C 64 GB	10000	18000	1000 GB
			ppas.x8.2xlarge.2	16 C 128 GB	12000	36000	2000 GB
		Dedicated Host	rds.ppas.st.d13	30 C 220 GB	4000	20000	3 TB
			rds.ppas.st.h43	60 C 470 GB	4000	50000	3 TB

History instance type

RDS for MySQL

The history instance type of RDS for SQL Server is in the following table. It's not provide for creating the new RDS instance. Recommend the user to use the latest specifications.

Type Code	CPU(Core)	Memory (MB)	Maximum Number of Connections	Maximum IOPS
rds.mys2.small	2	240 MB	60	150
rds.mys2.mid	4	600 MB	150	300
rds.mys2.standard	6	1200 MB	300	600
rds.mys2.large	8	2400 MB	600	1200
rds.mys2.xlarge	9	6000 MB	1500	3000
rds.mys2.2xlarge	10	12000 MB	2000	6000
rds.mys2.4xlarge	11	24000 MB	2000	12000
rds.mys2.8xlarge	13	48000 MB	2000	14000

RDS for SQL Server

The history instance type of RDS for SQL Server is in the following table. It's not provide for creating the new RDS instance. Recommend the user to use the latest specifications.

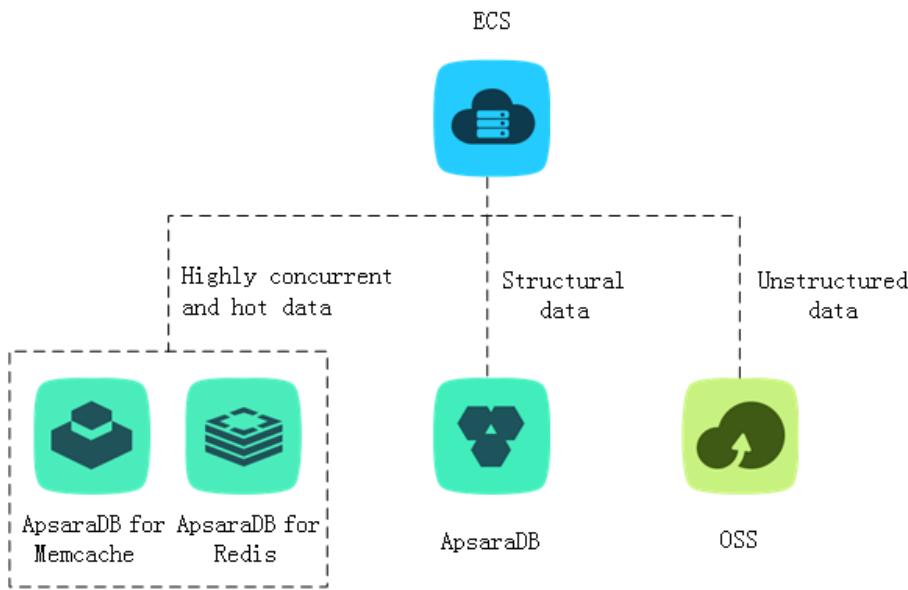
Type Code	CPU(Core)	Memory (MB)	Maximum Number of Connections	Maximum IOPS
rds.mss1.small	6	1000 MB	100	500
rds.mss1.mid	8	2000 MB	200	1000
rds.mss1.standard	9	4000 MB	400	2000
rds.mss1.large	10	6000 MB	600	3000
rds.mss1.xlarge	11	8000 MB	800	4000
rds.mss1.2xlarge	12	12000 MB	1200	6000
rds.mss1.4xlarge	13	24000 MB	2000	12000

rds.mss1.8xlarge	13	48000 MB	2000	14000
------------------	----	----------	------	-------

Typical application

Diversified data storage

RDS supports diversified storage extension through Memcache, Redis, and OSS storage products.



Cache data persistence

RDS for Memcache and RDS for Redis can be used together to form a high-throughput and low-latency storage solution, with a request delay of only a few milliseconds and a cache that supports a higher QPS (queries per second) than standard RDS.

For more information, refer to [Cache Data Persistence](#).

Multi-structure data storage

OSS is an Alibaba Cloud storage service that features massive capacity, robust security, low cost, and high reliability. RDS and OSS can work together to form multiple data storage solutions.

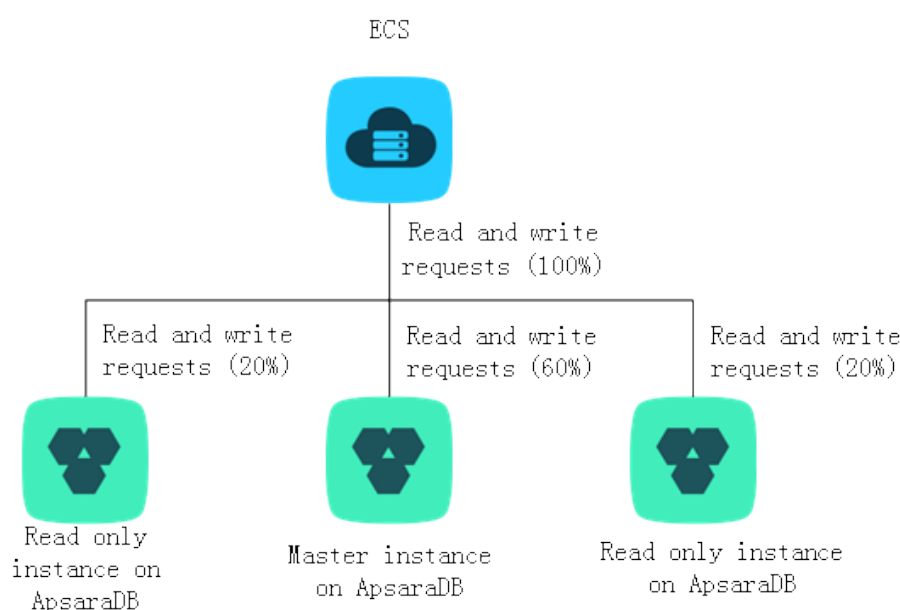
For example, when RDS and OSS are used in a forum, resources such as the images of registered

users or those posted on the forum can be stored in OSS to reduce the storage pressure on RDS.

For more information on the joint use of RDS and OSS, refer to [Multi-structure Data Storage](#).

Read/Write splitting function

ApsaraDB for MySQL allows read-only instances to be directly attached to RDS in order to distribute the read pressure on the master instance. Each read-only instance has an independent connection string, and the read pressure can be automatically distributed on the application side.



For more information on creating read-only instances on ApsaraDB for MySQL, refer to [Creating a Read-only Instance](#).

Concept and terminology

Basic concept

Instance: A database service process that takes up physical memory independently. You can set different memory size, disk space, and database type, among which the memory specification determines the performance of the instance. After the instance is created, you can change the configuration and delete the instance.

Database: A logical unit created in an instance. Multiple databases can be created in an instance, and the database name is unique within the instance.

Terminology

Term	Note
Local database/Source database	Refers to the database to be migrated to RDS.
RDS for XX	XX indicates RDS for a specific kind of database: MySQL, SQL Server, PostgreSQL or PPAS.